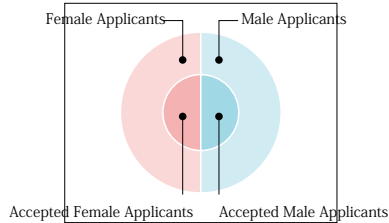
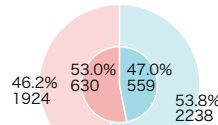


# 2022 Academic Year General Entrance Examination Data by Gender (Applicants/Accepted Students)

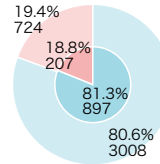
\*The figures do not necessarily add up to 100% as they are rounded off to one decimal place.



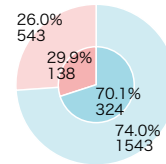
Faculty of Letters



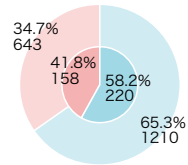
Faculty of Economics (Method A)



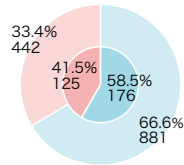
Faculty of Economics (Method B)



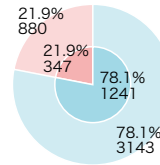
Faculty of Law (Department of Law)



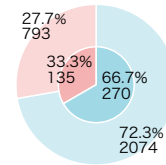
Faculty of Law  
(Department of Political Science)



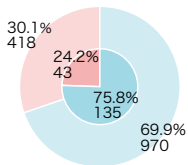
Faculty of Business and Commerce  
(Method A)



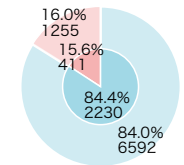
Faculty of Business and Commerce  
(Method B)



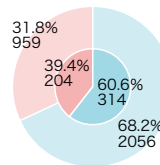
School of Medicine



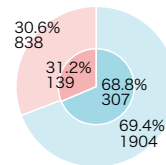
Faculty of Science and Technology



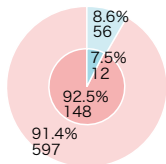
Faculty of Policy Management



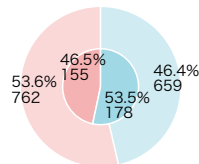
Faculty of Environment and Information Studies



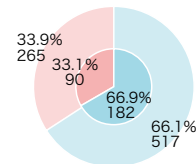
Faculty of Nursing and Medical Care



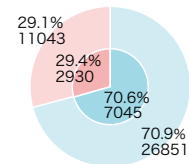
Faculty of Pharmacy  
(Department of Pharmacy)



Faculty of Pharmacy  
(Department of Pharmaceutical Sciences)

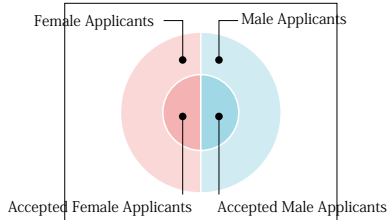


Total

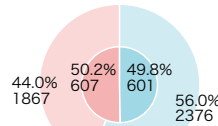


# 2021 Academic Year General Entrance Examination Data by Gender (Applicants/Accepted Students)

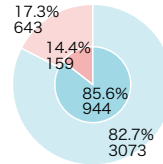
\*The figures do not necessarily add up to 100% as they are rounded off to one decimal place.



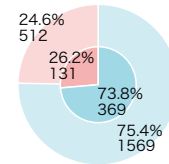
Faculty of Letters



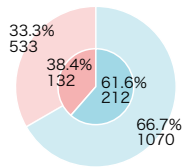
Faculty of Economics (Method A)



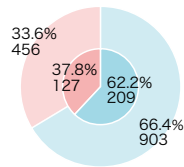
Faculty of Economics (Method B)



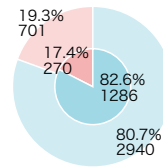
Faculty of Law (Department of Law)



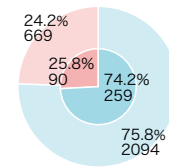
Faculty of Law (Department of Political Science)



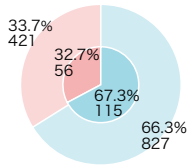
Faculty of Business and Commerce (Method A)



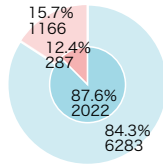
Faculty of Business and Commerce (Method B)



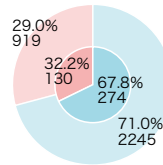
School of Medicine



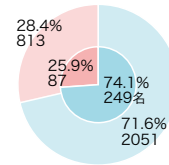
Faculty of Science and Technology



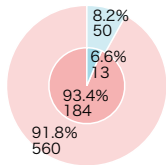
Faculty of Policy Management



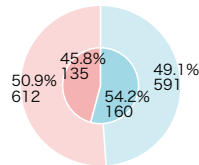
Faculty of Environment and Information Studies



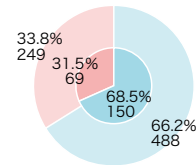
Faculty of Nursing and Medical Care



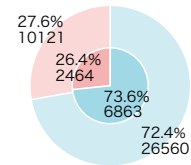
Faculty of Pharmacy (Department of Pharmacy)



Faculty of Pharmacy (Department of Pharmaceutical Sciences)

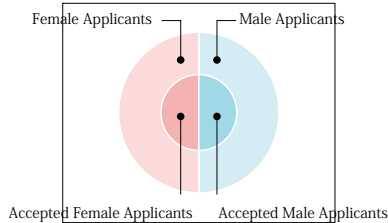


Total

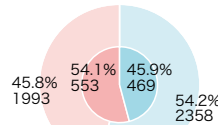


# 2020 Academic Year General Entrance Examination Data by Gender (Applicants/Accepted Students)

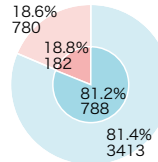
\*The figures do not necessarily add up to 100% as they are rounded off to one decimal place.



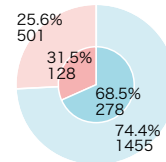
Faculty of Letters



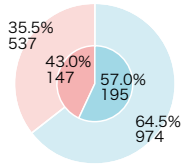
Faculty of Economics (Method A)



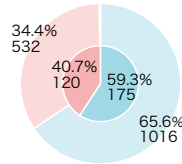
Faculty of Economics (Method B)



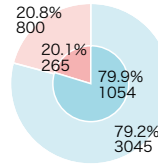
Faculty of Law (Department of Law)



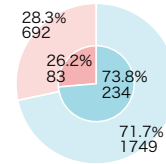
Faculty of Law (Department of Political Science)



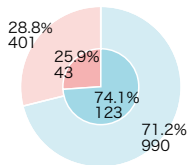
Faculty of Business and Commerce (Method A)



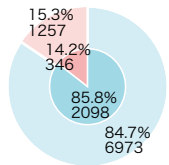
Faculty of Business and Commerce (Method B)



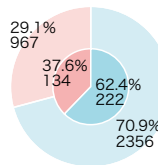
School of Medicine



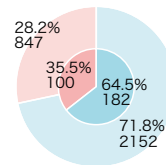
Faculty of Science and Technology



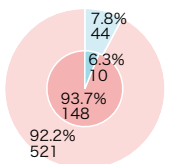
Faculty of Policy Management



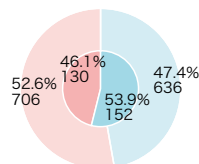
Faculty of Environment and Information Studies



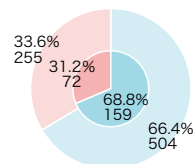
Faculty of Nursing and Medical Care



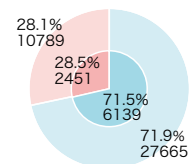
Faculty of Pharmacy (Department of Pharmacy)



Faculty of Pharmacy (Department of Pharmaceutical Sciences)

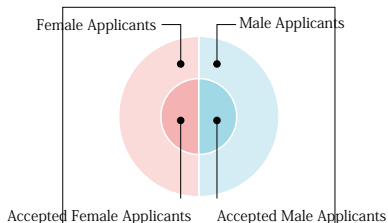


Total

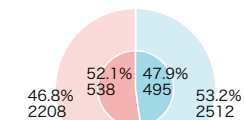


# 2019 Academic Year General Entrance Examination Data by Gender (Applicants/Accepted Students)

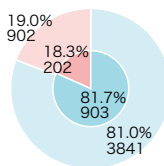
\*The figures do not necessarily add up to 100% as they are rounded off to one decimal place.



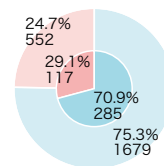
Faculty of Letters



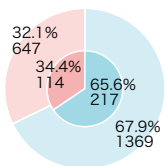
Faculty of Economics (Method A)



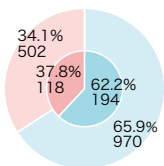
Faculty of Economics (Method B)



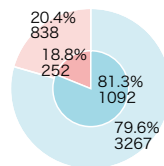
Faculty of Law (Department of Law)



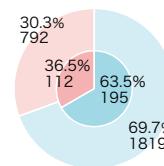
Faculty of Law (Department of Political Science)



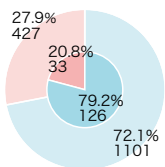
Faculty of Business and Commerce (Method A)



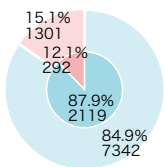
Faculty of Business and Commerce (Method B)



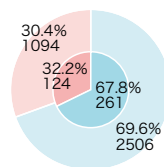
School of Medicine



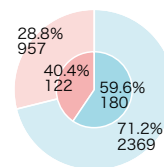
Faculty of Science and Technology



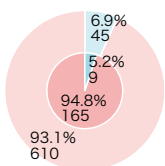
Faculty of Policy Management



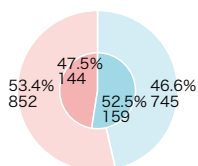
Faculty of Environment and Information Studies



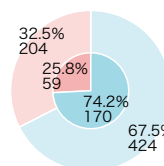
Faculty of Nursing and Medical Care



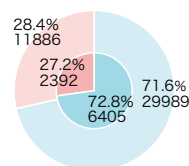
Faculty of Pharmacy (Department of Pharmacy)



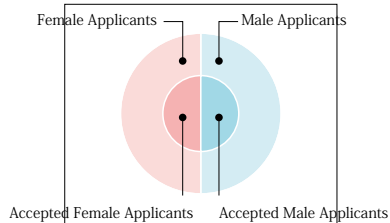
Faculty of Pharmacy (Department of Pharmaceutical Sciences)



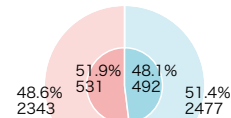
Total



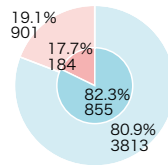
# 2018 Academic Year General Entrance Examination Data by Gender (Applicants/Accepted Students)



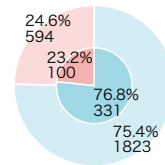
Faculty of Letters



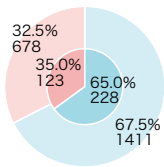
Faculty of Economics (Method A)



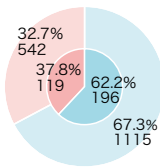
Faculty of Economics (Method B)



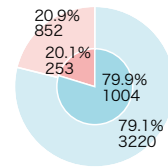
Faculty of Law (Department of Law)



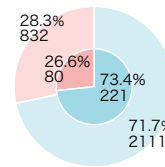
Faculty of Law  
(Department of Political Science)



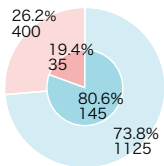
Faculty of Business and Commerce  
(Method A)



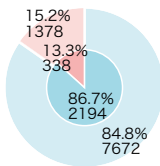
Faculty of Business and Commerce  
(Method B)



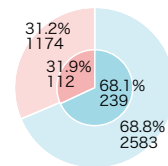
School of Medicine



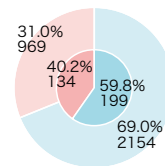
Faculty of Science and Technology



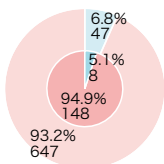
Faculty of Policy Management



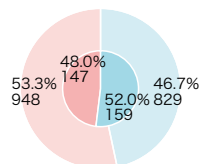
Faculty of Environment and Information Studies



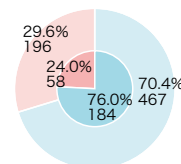
Faculty of Nursing and Medical Care



Faculty of Pharmacy  
(Department of Pharmacy)



Faculty of Pharmacy  
(Department of Pharmaceutical Sciences)



Total

